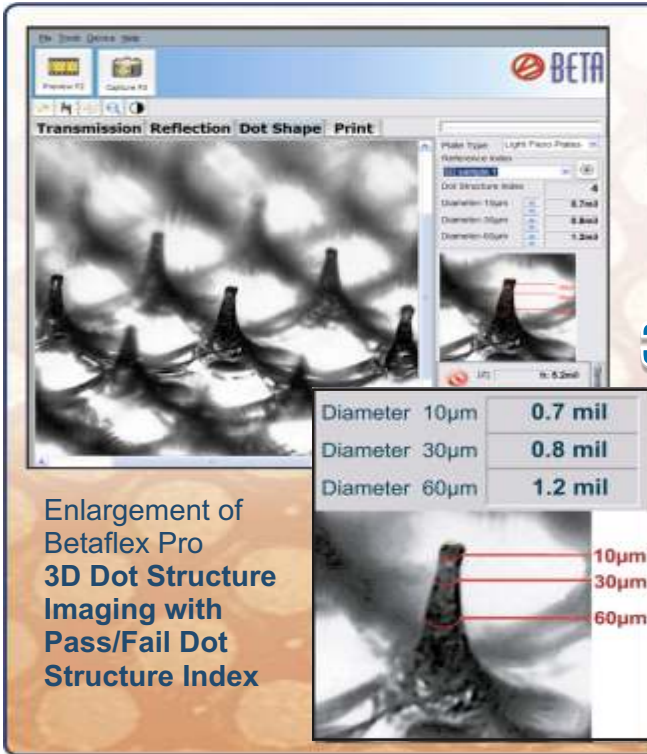


Options & Accessories

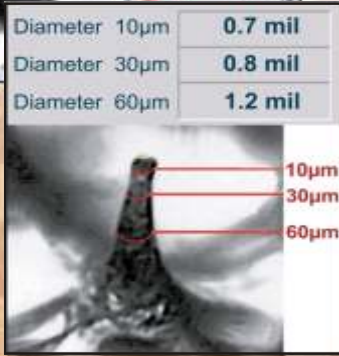
**Measure HD Flexo
with 2D & 3D Imaging
3D Dot Structure Imaging**

**Color Separation
Analysis**


**Image
Comparison**



Enlargement of Betaflex Pro 3D Dot Structure Imaging with Pass/Fail Dot Structure Index



Betaflex Pro Sleeve XXL (Long Arm Adaptor)



FOR LARGE PLATES

Mounts Betaflex Pro sensor head & Flexi-Gage 30" into the plate. Mask, plate and print halftone analysis as well as plate thickness and relief measurements with optional Flexi-Gage micrometer.

Betaflex Pro Sleeve Adaptor

Measure Plates In-The-Round Before or During Production for the Most Accurate Halftone Dot Analysis



Dual transmission illuminators produce sharp, high-contrast images for accurate halftone dot analysis.

ILLUMINATION: Two collimated transmission light sources, one near each end of the sleeve support White, Red, Green, and Blue reflection light sources mounted within the sensor

3D mode illuminator mounted within the sensor

Format: Cut off: 12" to 49" (300mm - 1250mm)

Diameter: 3.75" to 15.7" (95.5mm - 398mm)

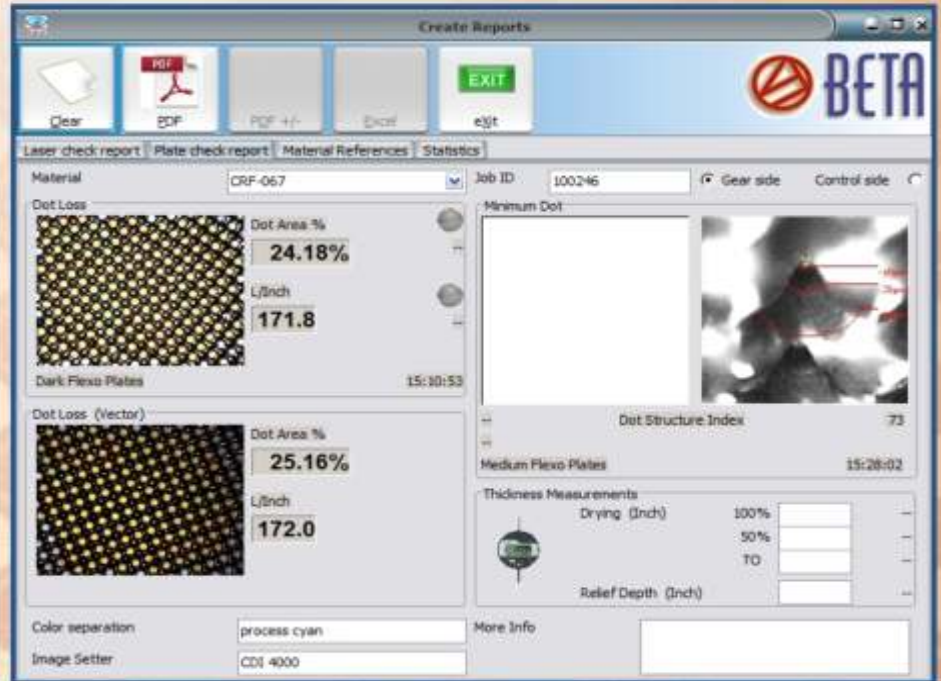
Width: Maximum 80" (2000mm)

ADD THE BENEFITS OF BETAFLEX PRO TO THE EFFICIENCY OF SLEEVE PRODUCTION

FlexoEye PLUS Software

**STREAMLINED AUTOMATIC DATA
COLLECTOR & REPORT GENERATOR**

FlexoEye PLUS, the new optional software data collector & report generator guides the operator to collect just the halftone data needed in a high volume production environment. No unnecessary steps and no obstacles to high production. Convenient PASS/FAIL icons evaluate minimum dot and midtone dot while plotting the day's production on a convenient graph.



Flexi-Gage & Roll Mount

**MEASURE PLATE THICKNESS & WEAR
GENERATE REPORTS**



The mechanical attributes of plate gauge and relief of thermal, aqueous, solvent, and direct ablation plates can now be added to the **FlexoEye PLUS** reports through a direct connection to the **FLEXI-GAGE DIGITAL MICROMETER**. Use your existing plate gauge table or ours with our convenient Digital Micrometer to measure, record, and plot plate thickness. Not limited to flat plates, the Betaflex PRO sensor can be mounted on the optional Betaflex Sleeve Adaptor to measure translucent sleeves in 2D and 3D mode. Handling sleeves up to 80 inches wide and 16.7 inches in diameter. Measure sleeve gauge and relief with the Flexo-Gage option mounted on the sleeve adapter for total Quality Control.

The Betaflex Pro ROLL MOUNT makes it possible to document plate wear and damage while the plate is still on press. The Betaflex Pro sensor attaches to the Roll Mount, stabilizing the sensor on a stationary plate cylinder for 3D mode measurements. Web print samples can also be imaged on a stationary web over a turning bar or flat area on the press.

 **BETA INDUSTRIES**
The Quality Control Company

**707 Commercial Ave.
Carlstadt, NJ 07072 USA**

**800-272-7336
201-939-2400**
www.betascreen.com
www.betascreen.net

DENSITOMETERS & SPECTROS - FLEXO ANALYZERS - CTP CALIBRATION - COLOR VIEWERS - MAGNIFIERS - TESTING EQUIPMENT